



Figure similar

SIRIUS soft starter 200-690 V 630 A, 110-250 V AC Screw terminals

product brand name	SIRIUS
product category	Hybrid switching devices
product designation	Soft starter
product type designation	3RW55
manufacturer's article number	<ul style="list-style-type: none"> • of high feature HMI module usable 3RW5980-0HF00 • of communication module PROFINET standard usable 3RW5980-0CS00 • of communication module PROFINET high-feature usable 3RW5950-0CH00 • of communication module PROFIBUS usable 3RW5980-0CP00 • of communication module Modbus TCP usable 3RW5980-0CT00 • of communication module Modbus RTU usable 3RW5980-0CR00 • of communication module Ethernet/IP 3RW5980-0CE00 • of circuit breaker usable at 400 V 3VA2580-6HN32-0AA0: Type of coordination 1, Iq = 65 kA, CLASS 10 • of circuit breaker usable at 500 V 3VA2580-6HN32-0AA0: Type of coordination 1, Iq = 65 kA, CLASS 10 • of circuit breaker usable at 400 V at inside-delta circuit 3VA2716-7AB05-0AA0: Type of coordination 1, Iq = 65 kA, CLASS 10 • of circuit breaker usable at 500 V at inside-delta circuit 3VA2716-7AB05-0AA0: Type of coordination 1, Iq = 65 kA, CLASS 10 • of the gG fuse usable up to 690 V 2x3NA3365-6; Type of coordination 1, Iq = 65 kA • of full range R fuse link for semiconductor protection usable up to 690 V 3NB3350-1KK26: Type of coordination 2, Iq = 65 kA • of back-up R fuse link for semiconductor protection usable up to 690 V 3NC3343-1U: Type of coordination 2, Iq = 65 kA
General technical data	
starting voltage [%]	20 ... 100 %
stopping voltage [%]	50 ... 50 %
start-up ramp time of soft starter	0 ... 360 s
ramp-down time of soft starter	0 ... 360 s
start torque [%]	10 ... 100 %
stopping torque [%]	10 ... 100 %
torque limitation [%]	20 ... 200 %
current limiting value [%] adjustable	125 ... 800 %
breakaway voltage [%] adjustable	40 ... 100 %
breakaway time adjustable	0 ... 2 s
number of parameter sets	3
accuracy class acc. to IEC 61557-12	5 %

certificate of suitability	
• CE marking	Yes
• UL approval	Yes
• CSA approval	Yes
product component	
• HMI-High Feature	Yes
• is supported HMI-High Feature	Yes
product feature integrated bypass contact system	Yes
number of controlled phases	3
trip class	CLASS 10A / 10E (default) / 20E / 30E; acc. to IEC 60947-4-2
current unbalance limiting value [%]	10 ... 60 %
ground-fault monitoring limiting value [%]	10 ... 95 %
recovery time after overload trip adjustable	60 ... 1 800 s
buffering time in the event of power failure	
• for main current circuit	100 ms
• for control circuit	100 ms
idle time adjustable	0 ... 255 s
insulation voltage rated value	690 V
degree of pollution	3, acc. to IEC 60947-4-2
impulse voltage rated value	8 kV
blocking voltage of the thyristor maximum	1 800 V
service factor	1.15
surge voltage resistance rated value	8 kV
maximum permissible voltage for safe isolation	
• between main and auxiliary circuit	690 V; does not apply for thermistor connection
utilization category acc. to IEC 60947-4-2	AC 53a
shock resistance	15 g / 11 ms, from 6 g / 11 ms with potential contact lifting
vibration resistance	15 mm up to 6 Hz; 2 g up to 500 Hz
reference code acc. to IEC 81346-2	Q
Substance Prohibitance (Date)	11.02.2019 00:00:00
product function	
• ramp-up (soft starting)	Yes
• ramp-down (soft stop)	Yes
• breakaway pulse	Yes
• adjustable current limitation	Yes
• creep speed in both directions of rotation	Yes
• pump ramp down	Yes
• DC braking	Yes
• motor heating	Yes
• slave pointer function	Yes
• trace function	Yes
• intrinsic device protection	Yes
• motor overload protection	Yes; Full motor protection (thermistor motor protection and electronic motor overload protection)
• evaluation of thermistor motor protection	Yes; Type A PTC or Klixon / Thermoclick
• inside-delta circuit	Yes; Only up to 600 V operating voltage
• auto-RESET	Yes
• manual RESET	Yes
• remote reset	Yes
• communication function	Yes
• operating measured value display	Yes
• event list	Yes
• error logbook	Yes
• via software parameterizable	Yes
• via software configurable	Yes
• screw terminal	Yes
• spring-type terminal	No
• PROFINergy	Yes; in connection with the PROFINET Standard and PROFINET High-Feature communication modules

• firmware update	Yes
• removable terminal for control circuit	Yes
• voltage ramp	Yes
• torque control	Yes
• combined braking	Yes
• analog output	Yes; 4 ... 20 mA (default) / 0 ... 10 V
• programmable control inputs/outputs	Yes
• condition monitoring	Yes
• automatic parameterisation	Yes
• application wizards	Yes
• alternative run-down	Yes
• emergency operation mode	Yes
• reversing operation	Yes
• soft starting at heavy starting conditions	Yes
Power Electronics	
operational current	
• at 40 °C rated value	630 A
• at 40 °C rated value minimum	126 A
• at 50 °C rated value	561 A
• at 60 °C rated value	510 A
operational current at inside-delta circuit	
• at 40 °C rated value	1 091 A
• at 50 °C rated value	972 A
• at 60 °C rated value	883 A
operating voltage	
• rated value	200 ... 690 V
• at inside-delta circuit rated value	200 ... 600 V
relative negative tolerance of the operating voltage	-15 %
relative positive tolerance of the operating voltage	10 %
relative negative tolerance of the operating voltage at inside-delta circuit	-15 %
relative positive tolerance of the operating voltage at inside-delta circuit	10 %
operating power for 3-phase motors	
• at 230 V at 40 °C rated value	200 kW
• at 230 V at inside-delta circuit at 40 °C rated value	355 kW
• at 400 V at 40 °C rated value	355 kW
• at 400 V at inside-delta circuit at 40 °C rated value	630 kW
• at 500 V at 40 °C rated value	400 kW
• at 500 V at inside-delta circuit at 40 °C rated value	710 kW
• at 690 V at 40 °C rated value	630 kW
Operating frequency 1 rated value	50 Hz
Operating frequency 2 rated value	60 Hz
relative negative tolerance of the operating frequency	-10 %
relative positive tolerance of the operating frequency	10 %
minimum load [%]	10 %; Relative to set I _e
power loss [W] for rated value of the current at AC	
• at 40 °C after startup	189 W
• at 50 °C after startup	135 W
• at 60 °C after startup	108 W
power loss [W] at AC at current limitation 350 %	
• at 40 °C during startup	9 538 W
• at 50 °C during startup	8 115 W
• at 60 °C during startup	7 123 W
type of the motor protection	Electronic, tripping in the event of thermal overload of the motor
Control circuit/ Control	
type of voltage of the control supply voltage	AC
control supply voltage at AC	
• at 50 Hz	110 ... 250 V

<ul style="list-style-type: none"> at 60 Hz 	110 ... 250 V
relative negative tolerance of the control supply voltage at AC at 50 Hz	-15 %
relative positive tolerance of the control supply voltage at AC at 50 Hz	10 %
relative negative tolerance of the control supply voltage at AC at 60 Hz	-15 %
relative positive tolerance of the control supply voltage at AC at 60 Hz	10 %
control supply voltage frequency	50 ... 60 Hz
relative negative tolerance of the control supply voltage frequency	-10 %
relative positive tolerance of the control supply voltage frequency	10 %
control supply current in standby mode rated value	100 mA
holding current in bypass operation rated value	210 mA
locked-rotor current at close of bypass contact maximum	1 A
inrush current peak at application of control supply voltage maximum	44 A
duration of inrush current peak at application of control supply voltage	1.7 ms
design of the overvoltage protection	Varistor
design of short-circuit protection for control circuit	4 A gG fuse (I _{cu} =1 kA), 6 A quick-acting fuse (I _{cu} =1 kA), C1 miniature circuit breaker (I _{cu} = 600 A), C6 miniature circuit breaker (I _{cu} = 300 A); Is not part of scope of supply
Inputs/ Outputs	
number of digital inputs	4
<ul style="list-style-type: none"> parameterizable 	4
number of inputs for thermistor connection	1; Type A PTC or Klixon / Thermoclick
<ul style="list-style-type: none"> number of digital outputs 	4
<ul style="list-style-type: none"> number of digital outputs parameterizable 	3
<ul style="list-style-type: none"> number of digital outputs not parameterizable 	1
digital output version	3 normally-open contacts (NO) / 1 changeover contact (CO)
number of analog outputs	1
switching capacity current of the relay outputs	
<ul style="list-style-type: none"> at AC-15 at 250 V rated value 	3 A
<ul style="list-style-type: none"> at DC-13 at 24 V rated value 	1 A
Installation/ mounting/ dimensions	
mounting position	Vertical (can be rotated +/- 90° and tilted forward or backward +/- 22.5°)
fastening method	screw fixing
height	764 mm
width	478 mm
depth	241 mm
required spacing with side-by-side mounting	
<ul style="list-style-type: none"> forwards 	10 mm
<ul style="list-style-type: none"> backwards 	0 mm
<ul style="list-style-type: none"> upwards 	100 mm
<ul style="list-style-type: none"> downwards 	75 mm
<ul style="list-style-type: none"> at the side 	5 mm
weight without packaging	45 kg
Connections/ Terminals	
type of electrical connection	
<ul style="list-style-type: none"> for main current circuit 	busbar connection
<ul style="list-style-type: none"> for control circuit 	screw-type terminals
width of connection bar maximum	55 mm
wire length for thermistor connection	
<ul style="list-style-type: none"> with conductor cross-section = 0.5 mm² maximum 	50 m
<ul style="list-style-type: none"> with conductor cross-section = 1.5 mm² maximum 	150 m
<ul style="list-style-type: none"> with conductor cross-section = 2.5 mm² maximum 	250 m

type of connectable conductor cross-sections	
<ul style="list-style-type: none"> for DIN cable lug for main contacts stranded for DIN cable lug for main contacts finely stranded 	<p>2x (50 ... 240 mm²) 2x (70 ... 240 mm²)</p>
type of connectable conductor cross-sections	
<ul style="list-style-type: none"> for control circuit solid for control circuit finely stranded with core end processing at AWG cables for control circuit solid 	<p>1x (0.5 ... 4.0 mm²), 2x (0.5 ... 2.5 mm²) 1x (0.5 ... 2.5 mm²), 2x (0.5 ... 1.5 mm²) 1x (20 ... 12), 2x (20 ... 14)</p>
wire length	
<ul style="list-style-type: none"> between soft starter and motor maximum at the digital inputs at DC maximum 	<p>800 m 1 000 m</p>
tightening torque	
<ul style="list-style-type: none"> for main contacts with screw-type terminals for auxiliary and control contacts with screw-type terminals 	<p>20 ... 35 N·m 0.8 ... 1.2 N·m</p>
tightening torque [lbf·in]	
<ul style="list-style-type: none"> for main contacts with screw-type terminals for auxiliary and control contacts with screw-type terminals 	<p>177 ... 310 lbf·in 7 ... 10.3 lbf·in</p>
Ambient conditions	
installation altitude at height above sea level maximum	2 000 m; Derating as of 1000 m, see catalog
ambient temperature	
<ul style="list-style-type: none"> during operation during storage and transport 	<p>-25 ... +60 °C; Please observe derating at temperatures of 40 °C or above -40 ... +80 °C</p>
environmental category	
<ul style="list-style-type: none"> during operation acc. to IEC 60721 during storage acc. to IEC 60721 during transport acc. to IEC 60721 	<p>3K6 (no ice formation, only occasional condensation), 3C3 (no salt mist), 3S2 (sand must not get into the devices), 3M6 1K6 (only occasional condensation), 1C2 (no salt mist), 1S2 (sand must not get inside the devices), 1M4 2K2, 2C1, 2S1, 2M2 (max. fall height 0.3 m)</p>
EMC emitted interference	acc. to IEC 60947-4-2: Class A
Communication/ Protocol	
communication module is supported	
<ul style="list-style-type: none"> PROFINET standard PROFINET high-feature EtherNet/IP Modbus RTU Modbus TCP PROFIBUS 	<p>Yes Yes Yes Yes Yes Yes</p>
UL/CSA ratings	
manufacturer's article number	
<ul style="list-style-type: none"> of the fuse <ul style="list-style-type: none"> usable for Standard Faults up to 575/600 V according to UL usable for High Faults up to 575/600 V according to UL usable for Standard Faults at inside-delta circuit up to 575/600 V according to UL usable for High Faults at inside-delta circuit up to 575/600 V according to UL 	<p>Type: Class J / L, max. 2000 A; Iq = 42 kA Type: Class J / L, max. 2000 A; Iq = 100 kA Type: Class J / L, max. 2000 A; Iq = 42 kA Type: Class J / L, max. 2000 A; Iq = 100 kA</p>
operating power [hp] for 3-phase motors	
<ul style="list-style-type: none"> at 200/208 V at 50 °C rated value at 220/230 V at 50 °C rated value at 460/480 V at 50 °C rated value at 575/600 V at 50 °C rated value at 200/208 V at inside-delta circuit at 50 °C rated value at 220/230 V at inside-delta circuit at 50 °C rated value at 460/480 V at inside-delta circuit at 50 °C rated 	<p>200 hp 200 hp 450 hp 600 hp 350 hp 400 hp 850 hp</p>

value	
• at 575/600 V at inside-delta circuit at 50 °C rated value	1 050 hp
contact rating of auxiliary contacts according to UL	R300-B300

Safety related data

protection class IP on the front acc. to IEC 60529	IP00
electromagnetic compatibility	acc. to IEC 60947-4-2

ATEX

certificate of suitability	
• ATEX	Yes
• IECEX	Yes
• according to ATEX directive 2014/34/EU	BVS 18 ATEX F 003 X
type of protection according to ATEX directive 2014/34/EU	II (2)G [Ex eb Gb] [Ex db Gb] [Ex pxb Gb], II (2)D [Ex tb Db] [Ex pxb Db], I (M2) [Ex db Mb]
hardware fault tolerance acc. to IEC 61508 relating to ATEX	0
PFDAvg with low demand rate acc. to IEC 61508 relating to ATEX	0.008
PFHD with high demand rate acc. to EN 62061 relating to ATEX	0.0000005 1/h
Safety Integrity Level (SIL) acc. to IEC 61508 relating to ATEX	SIL1
T1 value for proof test interval or service life acc. to IEC 61508 relating to ATEX	3 y

Certificates/ approvals

General Product Approval	EMC	For use in hazardous locations
--------------------------	-----	--------------------------------



For use in hazardous locations	Declaration of Conformity	Test Certificates	Marine / Shipping	other
--------------------------------	---------------------------	-------------------	-------------------	-------



[Type Test Certificates/Test Report](#)



[Confirmation](#)

Further information

Information- and Downloadcenter (Catalogs, Brochures,...)

<https://www.siemens.com/ic10>

Industry Mall (Online ordering system)

<https://mall.industry.siemens.com/mall/en/en/Catalog/product?mlfb=3RW5552-6HA16>

Cax online generator

<http://support.automation.siemens.com/WW/CAXorder/default.aspx?lang=en&mlfb=3RW5552-6HA16>

Service&Support (Manuals, Certificates, Characteristics, FAQs,...)

<https://support.industry.siemens.com/cs/ww/en/ps/3RW5552-6HA16>

Image database (product images, 2D dimension drawings, 3D models, device circuit diagrams, EPLAN macros, ...)

http://www.automation.siemens.com/bilddb/cax_de.aspx?mlfb=3RW5552-6HA16&lang=en

Characteristic: Tripping characteristics, I²t, Let-through current

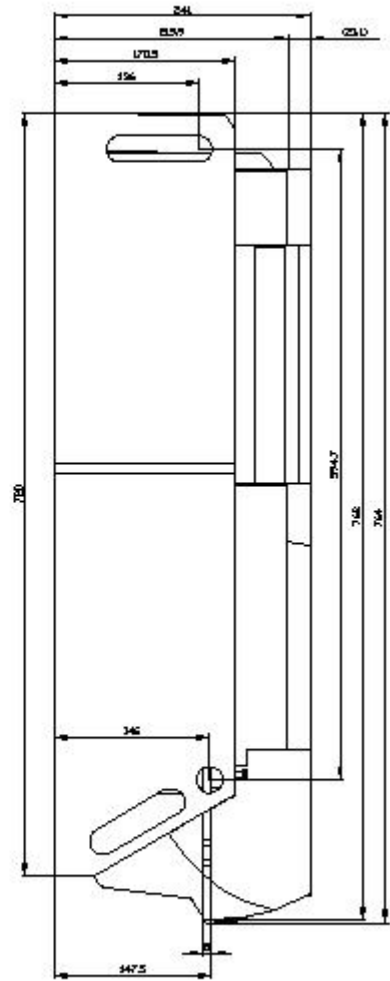
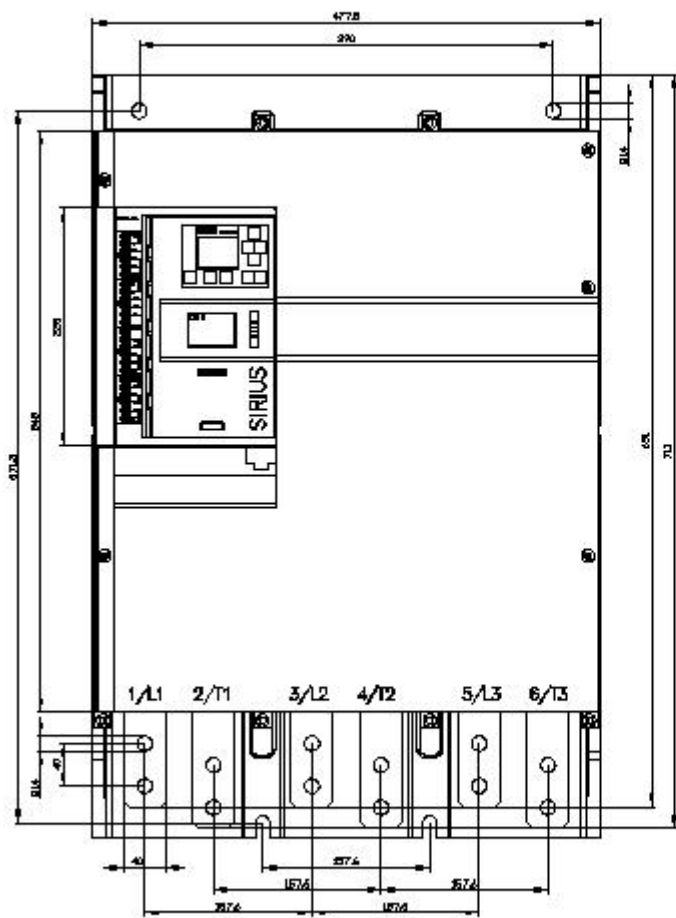
<https://support.industry.siemens.com/cs/ww/en/ps/3RW5552-6HA16/char>

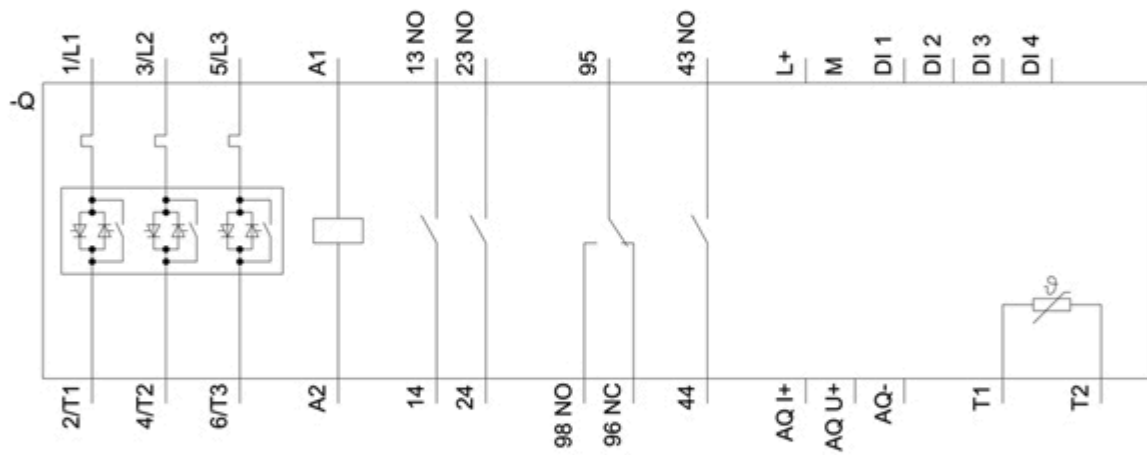
Characteristic: Installation altitude

<http://www.automation.siemens.com/bilddb/index.aspx?view=Search&mlfb=3RW5552-6HA16&objecttype=14&gridview=view1>

Simulation Tool for Soft Starters (STS)

<https://support.industry.siemens.com/cs/ww/en/view/101494917>





last modified:

3/9/2021 